



Introductory sub-table (I)(a)

Name of the Company:		BIL ENERGY SYSTEMS LTD	
Scrip Code, Name of the scrip, class of security:		533321	
Quarter ended:		30/09/2015	
Partly paid-up shares:-	No. of partly paid-up shares	As a % of total no. of partly paid-up shares	As a % of total no. of shares of the company
Held by promoter/promoter group	0	NIL	0
Held by public	0	NIL	0
Total - D	NIL	NIL	NIL
Outstanding convertible securities:-	No. of outstanding securities	As a % of total no. of outstanding convertible securities	As a % of total no. of shares of the company, assuming full conversion of the convertible securities
Held by promoter/promoter group	0	NIL	NIL
Held by public	0	NIL	NIL
Total - E	NIL	NIL	NIL
Warrants:-	No. of warrants	As a % of total no. of warrants	As a % of total no. of shares of the company, assuming full conversion of warrants
Held by promoter/promoter group	0	NIL	NIL
Held by public	0	NIL	NIL
Total - F	NIL	NIL	NIL
Total paid-up capital of the company, assuming full conversion of warrants and convertible securities		105708000	



Statement Showing Shareholding Pattern

Category code	Category of Shareholder	Number of Shareholders	Table (I)(a)		Total shareholding as a percentage of total number of shares		Shares Pledged or otherwise encumbered	
			Total number of shares	Number of shares held in dematerialized form	As a percentage of (A+B) ¹	As a percentage of (A+B+C)	Number of shares	As a percentage
(A)	Shareholding of Promoter and Promoter Group²							
1	Indian							
(a)	Individuals/ Hindu Undivided Family	18	35539510	35539510	33.62	33.62	33277770	93.64
(b)	Central Government/ State Government(s)	0	0	0	0.00	0.00	0	
(c)	Bodies Corporate	2	13926110	13926110	13.17	13.17	13926110	100.00
(d)	Financial Institutions/ Banks	0	0	0	0.00	0.00	0	
(e)	Any Others(Specify)	0	0	0	0.00	0.00	0	
(e-i)	Other Individuals	0	0	0	0.00	0.00	0	
(e-ii)	Mutual Fund	0	0	0	0.00	0.00	0	
(e-iii)	Body Corp in Concert	0	0	0	0.00	0.00	0	
(e-iv)	Non Government Institutions	0	0	0	0.00	0.00	0	
	Sub Total(A)(1)	20	49465620	49465620	46.79	46.79	47203880	95.43
2	Foreign							
a	Individuals (Non-Residents Individuals/ Foreign Individuals)	0	0	0	0.00	0.00	0	
b	Bodies Corporate	0	0	0	0.00	0.00	0	
c	Institutions	0	0	0	0.00	0.00	0	
d	Any Others(Specify)	0	0	0	0.00	0.00	0	
	Sub Total(A)(2)	0	0	0	0.00	0.00	0	
	Total Shareholding of Promoter and Promoter Group (A)= (A)(1)+(A)(2)	20	49465620	49465620	46.79	46.79	47203880	95.43
(B)	Public shareholding							
1	Institutions							
(a)	Mutual Funds/ UTI	0	0	0	0.00	0.00		
(b)	Financial Institutions / Banks	0	0	0	0.00	0.00		
(c)	Central Government/ State Government(s)	0	0	0	0.00	0.00		
(d)	Venture Capital Funds	0	0	0	0.00	0.00		
(e)	Insurance Companies	1	1748050	1748050	1.65	1.65		
(f)	Foreign Institutional Investors	0	0	0	0.00	0.00		
(g)	Foreign Venture Capital Investors	0	0	0	0.00	0.00		
(h)	Any Other (specify)	0	0	0	0.00	0.00		
	Sub-Total (B)(1)	1	1748050	1748050	1.65	1.65		




B 2	Non-institutions							
(a)	Bodies Corporate	165	17593216	17588216	16.64	16.64		
(a-i)	Corporate Client Bene	0	0	0	0.00	0.00		
(a-ii)	Corporate client Margin	0	0	0	0.00	0.00		
(a-iii)	Corporate Body (Offer)	0	0	0	0.00	0.00		
(b)	Individuals				0.00	0.00		
I	Individuals -i. Individual shareholders holding nominal share capital up to Rs 1 lakh	4835	10138995	9716585	9.59	9.59		
II	ii. Individual shareholders holding nominal share capital in excess of Rs. 1 lakh	29	26615521	26615521	25.18	25.18		
(c)	Any Other (specify)	0	0	0	0.00	0.00		
(c-i)	NRI Individuals (Non Rep)	7	10005	10005	0.01	0.01		
(c-ii)	OCB	0	0	0	0.00	0.00		
(c-iii)	Foreign Bodies	0	0	0	0.00	0.00		
(c-iv)	NRI (Repatriation)	33	136593	136593	0.13	0.13		
	Sub-Total (B)(2)	5069	54494330	54066920	51.55	51.55		
(B)	Total Public Shareholding (B)= (B)(1)+(B)(2)	5070	56242380	55814970	53.21	53.21		
	TOTAL (A)+(B)	5090	105708000	105280590	100.00	100.00		
(C)	Shares held by Custodians and against which Depository Receipts have been issued							
(1)	Promoter and Promoter Group	0	0	0		0.00		
(2)	Public	0	0	0		0.00		
	GRAND TOTAL (A)+(B)+(C)	5090	105708000	105280590		100	47203880	44.65



(I)(b) BIL ENERGY SYSTEMS LTD

Statement showing holding of securities (including shares, warrants, convertible securities) of persons belonging to the category "Promoter and Promoter Group".


Sr. No	Name of the shareholder	Pan No.	Details of Shares held		Encumbered shares (*)			Details of warrants		Details of convertible		Total shares (including underlying shares assuming full conversion of warrants and convertible securities) as a % of diluted share capital
			Number of shares held	As a % of grand total(A)+(B)+(C)	No.	As a percentage	As a % of grand total (A)+(B)+(C) of sub-clause (I)(a)	Number of warrants held	As a % total number of warrants of the same class	Number of convertible securities held	As a % total number of convertible securities of the same class	
(I)	(II)	(III)	(IV)	(V)	(VI)	(VII)=(VI)/(I)	(VIII)	(IX)	(X)	(XI)	(XII)	(XIII)
1	ABHISHEK NARESH CHOUDHARY	AEAPC0521J	3000	0.002838	3000	100.00	0.00	0	0.00	0	0.00	0.00
2	ANANDILAL CHOUDHARY	AAEPC4752F	298000	0.281909	298000	100.00	0.28	0	0.00	0	0.00	0.28
3	ANANDILAL CHOUDHARY (HUF)	AAIHA0360B	126000	0.119196	126000	100.00	0.12	0	0.00	0	0.00	0.12
4	BILPOWER LIMITED	AABC81857G	5286770	5.001296	5286770	100.00	5.00	0	0.00	0	0.00	5.00
5	CHOUDHARY GLOBAL LTD	AAACB3270G	8639340	8.172835	8639340	100.00	8.17	0	0.00	0	0.00	8.17
6	HARSH CHOUDHARY	AHBPC7847F	186000	0.175956	186000	100.00	0.18	0	0.00	0	0.00	0.18
7	HARSH RAJENDRA CHOUDHARY	AHBPC7847F	1500000	1.419003	0	0.00	0.00	0	0.00	0	0.00	1.42
8	MANJULATA RAJENDRAKUMAR CHOUDHARY	AABPC1243L	1671600	1.581337	1270000	75.98	1.20	0	0.00	0	0.00	1.58
9	N K CHOUDHARY (HUF)	AACHN4287L	5578120	5.276914	5578120	100.00	5.28	0	0.00	0	0.00	5.28
10	NARESH KUMAR CHOUDHARY	AADPC1168N	1250000	1.182503	1250000	100.00	1.18	0	0.00	0	0.00	1.18
11	NIRMALADEVI CHOUDHARY	AADPC1164A	200000	0.189200	200000	100.00	0.19	0	0.00	0	0.00	0.19
12	POOJA CHOUDHARY	AGLPC9219N	88000	0.083248	88000	100.00	0.08	0	0.00	0	0.00	0.08
13	PRABHADEVI CHOUDHARY	AEWPC7497M	653830	0.618525	653830	100.00	0.62	0	0.00	0	0.00	0.62
14	RAJENDRAKUMAR ANANDILAL CHOUDHARY	AABPC6898D	71000	0.067166	0	0.00	0.00	0	0.00	0	0.00	0.07
15	RAJENDRAKUMAR CHOUDHARY	AABPC6898D	3747660	3.545295	3747520	100.00	3.55	0	0.00	0	0.00	3.55
16	RAJENDRAKUMAR CHOUDHARY (HUF)	AAEHR7735R	13729000	12.987664	13629000	99.27	12.89	0	0.00	0	0.00	12.99
17	RAVI CHOUDHARY	AFRPC9855P	200000	0.189200	200000	100.00	0.19	0	0.00	0	0.00	0.19
18	SURESH KUMAR CHOUDHARY (HUF)	AAQHS3288A	471470	0.446012	471470	100.00	0.45	0	0.00	0	0.00	0.45
19	SURESHKUMAR CHOUDHARY	ABFPC5325G	5576830	5.275693	5576830	100.00	5.28	0	0.00	0	0.00	5.28
20	VARSHADEVI CHOUDHARY	AAVPC6720C	189000	0.178794	0	0.00	0.00	0	0.00	0	0.00	0.18
Total			49465620	46.794584	47203880	95.43	44.65	0	0.00	0	0.00	46.79



(1)(c)(i) **BIL ENERGY SYSTEMS LTD**

category "Public" and holding more than 1% of the total number of shares


Sr. No.	Name of the shareholder	Pan No.	Number of shares held	Shares as a percentage of total number of shares (i.e., Grand Total (A)+(B)+(C) indicated in	Details of warrants		Details of convertible		Total shares (including underlying shares assuming full conversion of warrants and convertible securities) as a % of diluted share capital
					Number of warrants held	As a % total number of warrants of the same class	Number of convertible securities held	% w.r.t total number of convertible securities of the same	
1	NIKUNJ ALLOYS AND STEEL PRIVATE LIMITED	AACCN2373A	1500000	1.42	0	0.00	0	0.00	1.42
2	ALKEN MANAGEMENT AND FINANCIAL SERVICES	AABCA3850E	2280000	2.16	0	0.00	0	0.00	2.16
3	CLAIRANT TRADING PRIVATE LIMITED	AADCB3019L	2335364	2.21	0	0.00	0	0.00	2.21
4	KESHAV SECURITIES PVT LTD	AACCK2279A	2500000	2.37	0	0.00	0	0.00	2.37
5	ABHIVADAN PROPERTIES PVT LTD	AACCA9286D	2080534	1.97	0	0.00	0	0.00	1.97
6	SYNCOM FORMULATION (INDIA) LTD	AAFCS6794R	1063000	1.01	0	0.00	0	0.00	1.01
7	NIRSHILP SECURITIES PVT. LTD.	AABCN4361M	3000430	2.84	0	0.00	0	0.00	2.84
8	GENERAL INSURANCE CORPORATION OF INDIA	AAACG0615N	1748050	1.65	0	0.00	0	0.00	1.65
9	ANURAG GUPTA	AACPG8767A	2273599	2.15	0	0.00	0	0.00	2.15
10	ANURAG GUPTA HUF.	AACHA8744B	4512194	4.27	0	0.00	0	0.00	4.27
11	NAVNEET MITTAL	BEDPM3946K	2775806	2.63	0	0.00	0	0.00	2.63
12	JAGDISHCHANDER RAMKUMAR BANSAL	AELPB2304M	1997920	1.89	0	0.00	0	0.00	1.89
13	MAYANK GOYAL	AZVPG1919J	1900032	1.80	0	0.00	0	0.00	1.80
14	SURENDRAKUMAR DEVIPRASAD TIBREWALA	AAAPT7373B	1450000	1.37	0	0.00	0	0.00	1.37
	Jointly With KANAKLATA S TIBREWALA								
15	ARUNA AGRAWAL	ADJPA6470G	3250000	3.07	0	0.00	0	0.00	3.07
16	HARSHA H SHAH	ABHPS6795E	1250000	1.18	0	0.00	0	0.00	1.18
17	SHILPA R SHAH	AAQPS0181A	1250000	1.18	0	0.00	0	0.00	1.18
Total			37166929	35.16	0	0.00	0	0.00	35.16



(I)(c)(ii) **BIL ENERGY SYSTEMS LTD**

PAC) belonging to the category "Public" and holding more than 5% of the total number of shares of the company


Sr. No.	Name(s) of the shareholder(s) and the Persons Acting in Concert (PAC) with them	Pan No.	Number of shares	Shares as a percentage of total number of shares {i.e., Grand Total (A)+(B)+(C) indicated in Statement at para (1)(a) above}	Details of warrants		Details of convertible securities		Total shares (including underlying shares assuming full conversion of warrants and convertible securities) as a % of diluted share capital
					Number of warrants	As a % total number of warrants of the same class	Number of convertible securities held	% w.r.t total number of convertible securities of the same class	
1	NIL		0	0.000000	0	0.000000	0	0.000000	0.000000
Total			0	0.000000	0	0.000000	0	0.000000	0.000000



BIL ENERGY SYSTEMS LTD

(I)(d) Statement showing details of locked-in shares



Sr. No.	Name of the shareholder	Pan No.	Number of locked-in shares	Locked-in shares as a (%) percentage of total number of shares (i.e., Grand Total (A)+(B)+(C) indicated in Statement at para (I)(a) above}	Promoter / Promoter Group / Public
1	NIL		Nil	Nil	Public
Total			0	0	



BIL ENERGY SYSTEMS LTD

(II)(a) Statement showing details of Depository Receipts (DRs)

Sr. No.	Type of outstanding DR (ADRs, GDRs, SDRs, etc.)	Number of outstanding DRs	Number of shares underlying outstanding DRs	Shares underlying outstanding DRs as a percentage of total number of shares {i.e., Grand Total (A)+(B)+(C) indicated in Statement at para (I)(a) above}
1	NIL	Nil	Nil	Nil
Total		0	0	0



BIL ENERGY SYSTEMS LTD

(II)(b) Statement showing Holding of Depository Receipts (DRs), where underlying shares held by 'promoter/promoter group' are in excess of 1% of the total number of shares

Sr. No.	Name of the DR Holder	Type of outstanding DR (ADRs, GDRs, SDRs, etc.)	Number of shares underlying outstanding DRs	Shares underlying outstanding DRs as a percentage of total number of shares {i.e., Grand Total (A)+(B)+(C) indicated in Statement at para (I)(a) above}
1	NIL		Nil	Nil
Total			0	0

