

Introductory sub-table (I)(a)

Name of the Company:	BIL ENERGY SYSTEMS LTD
Scrip Code, Name of the scrip, class of security:	533321
Quarter ended:	30/06/2015

Partly paid-up shares:-	No. of partly paid-up shares	As a % of total no. of partly paid-up shares	As a % of total no. of shares of the company
Held by promoter/promoter group	0	NIL	0
Held by public	0	NIL	0
Total - D	NIL	NIL	NIL

Outstanding convertible securities:-	No. of outstanding securities	As a % of total no. of outstanding convertible securities	As a % of total no. of shares of the company, assuming full conversion of the convertible securities
Held by promoter/promoter group	0	NIL	NIL
Held by public	0	NIL	NIL
Total - E	NIL	NIL	NIL

Warrants:-	No. of warrants	As a % of total no. of warrants	As a % of total no. of shares of the company, assuming full conversion of warrants
Held by promoter/promoter group	0	NIL	NIL
Held by public	0	NIL	NIL
Total - F	NIL	NIL	NIL


Total paid-up capital of the company, assuming full conversion of warrants and convertible securities	105708000
---	-----------




✓

Statement Showing Shareholding Pattern

Category code	Category of Shareholder	Number of Shareholders	Table (I)(a)		Total shareholding as a percentage of total number of shares		Shares Pledged or otherwise encumbered	
			Total number of shares	Number of shares held in dematerialized form	As a percentage of(A+B) ¹	As a percentage of (A+B+C)	Number of shares	As a percentage
(A)	Shareholding of Promoter and Promoter Group²							
1	Indian							
(a)	Individuals/ Hindu Undivided Family	18	35539510	35539510	33.62	33.62	33277770	93.64
(b)	Central Government/ State Government(s)	0	0	0	0.00	0.00	0	
(c)	Bodies Corporate	2	13926110	13926110	13.17	13.17	13926110	100.00
(d)	Financial Institutions/ Banks	0	0	0	0.00	0.00	0	
(e)	Any Others(Specify)	0	0	0	0.00	0.00	0	
(e-i)	Other Individuals	0	0	0	0.00	0.00	0	
(e-ii)	Mutual Fund	0	0	0	0.00	0.00	0	
(e-iii)	Body Corp in Concert	0	0	0	0.00	0.00	0	
(e-iv)	Non Government Institutions	0	0	0	0.00	0.00	0	
	Sub Total(A)(1)	20	49465620	49465620	46.79	46.79	47203880	95.43
2	Foreign							
a	Individuals (Non-Residents Individuals/ Foreign Individuals)	0	0	0	0.00	0.00	0	
b	Bodies Corporate	0	0	0	0.00	0.00	0	
c	Institutions	0	0	0	0.00	0.00	0	
d	Any Others(Specify)	0	0	0	0.00	0.00	0	
	Sub Total(A)(2)	0	0	0	0.00	0.00	0	
	Total Shareholding of Promoter and Promoter Group (A)= (A)(1)+(A)(2)	20	49465620	49465620	46.79	46.79	47203880	95.43
(B)	Public shareholding							
1	Institutions							
(a)	Mutual Funds/ UTI	0	0	0	0.00	0.00		
(b)	Financial Institutions / Banks	0	0	0	0.00	0.00		
(c)	Central Government/ State Government(s)	0	0	0	0.00	0.00		
(d)	Venture Capital Funds	0	0	0	0.00	0.00		
(e)	Insurance Companies	1	1748050	1748050	1.65	1.65		
(f)	Foreign Institutional Investors	0	0	0	0.00	0.00		
(g)	Foreign Venture Capital Investors	0	0	0	0.00	0.00		
(h)	Any Other (specify)	0	0	0	0.00	0.00		
	Sub-Total (B)(1)	1	1748050	1748050	1.65	1.65		




B 2	Non-institutions							
(a)	Bodies Corporate	173	24296608	24291608	22.98	22.98		
(a-i)	Corporate Client Bene	0	0	0	0.00	0.00		
(a-ii)	Corporate client Margin	0	0	0	0.00	0.00		
(a-iii)	Corporate Body (Offer)	0	0	0	0.00	0.00		
(b)	Individuals				0.00	0.00		
I	Individuals -i. Individual shareholders holding nominal share capital up to Rs 1 lakh	4818	10107902	9682492	9.56	9.56		
II	ii. Individual shareholders holding nominal share capital in excess of Rs. 1 lakh	27	19952328	19952328	18.87	18.87		
(c)	Any Other (specify)	0	0	0	0.00	0.00		
(c-i)	NRI Individuals (Non Rep)	7	10005	10005	0.01	0.01		
(c-ii)	OCB	0	0	0	0.00	0.00		
(c-iii)	Foreign Bodies	0	0	0	0.00	0.00		
(c-iv)	NRI (Repatriation)	29	127487	127487	0.12	0.12		
	Sub-Total (B)(2)	5054	54494330	54063920	51.55	51.55		
(B)	Total Public Shareholding (B)= (B)(1)+(B)(2)	5055	56242380	55811970	53.21	53.21		
	TOTAL (A)+(B)	5075	105708000	105277590	100.00	100.00		
(C)	Shares held by Custodians and against which Depository Receipts have been issued							
(1)	Promoter and Promoter Group	0	0	0		0.00		
(2)	Public	0	0	0		0.00		
	GRAND TOTAL (A)+(B)+(C)	5075	105708000	105277590		100	47203880	44.65



(I)(b) Statement showing holding of securities (including shares, warrants, convertible securities) of persons belonging to the category "Promoter and Promoter Group".

Sr. No.	Name of the shareholder	Pan No.	Details of Shares held		Encumbered shares (*)			Details of warrants		Details of convertible		Total shares (including underlying shares assuming full conversion of warrants and convertible securities) as a % of diluted share capital
			Number of shares held	As a % of grand total (A) +(B) +(C)	No.	As a percentage	As a % of grand total (A)+(B)+(C) of sub-clause (I)(a)	Number of warrants held	As a % total number of warrants of the same class	Number of convertible securities held	As a % total number of convertible securities of the same class	
(i)	(ii)	(iii)	(iv)	(v)	(vi)	(vii)= (vi)/ (iv)* 100	(viii)	(ix)	(x)	(xi)	(xii)	(xiii)
1	Abhishek Naresh Choudhary	AEAPC0521J	3000	0.00	3000	100.00	0.00	0	0.00	0	0.00	0.00
2	Anandilal Choudhary	AAEPC4752F	298000	0.28	298000	100.00	0.28	0	0.00	0	0.00	0.28
3	Anandilal Choudhary (HUF)	AAHIA0360B	126000	0.12	126000	100.00	0.12	0	0.00	0	0.00	0.12
4	Bilpower Limited	AABCB1857G	5286770	5.00	5286770	100.00	5.00	0	0.00	0	0.00	5.00
5	Choudhary Global LTD	AAACB3270G	8639340	8.17	8639340	100.00	8.17	0	0.00	0	0.00	8.17
6	Harsh Choudhary	AHBPC7847F	186000	0.18	186000	100.00	0.18	0	0.00	0	0.00	0.18
7	Harsh Rajendra Choudhary	AHBPC7847F	1500000	1.42	0	0.00	0.00	0	0.00	0	0.00	1.42
8	Manjulata Choudhary	AABPC1243L	1671600	1.58	1270000	75.98	1.20	0	0.00	0	0.00	1.58
9	N K Choudhary (HUF)	AACHN4287L	5578120	5.28	5578120	100.00	5.28	0	0.00	0	0.00	5.28
10	Naresh Kumar Choudhary	AADPC1168N	1250000	1.18	1250000	100.00	1.18	0	0.00	0	0.00	1.18
11	Nirmaladevi Choudhary	AADPC1164A	200000	0.19	200000	100.00	0.19	0	0.00	0	0.00	0.19
12	Pooja Choudhary	AGLPC9219N	88000	0.08	88000	100.00	0.08	0	0.00	0	0.00	0.08
13	Prabhadevi Choudhary	AEWPC7497M	653830	0.62	653830	100.00	0.62	0	0.00	0	0.00	0.62
14	Rajendrakumar anandilal Choudhary	AABPC6898D	71000	0.07	0	0.00	0.00	0	0.00	0	0.00	0.07
15	RajendraKumar Choudhary	AABPC6898D	3747660	3.55	3747520	100.00	3.55	0	0.00	0	0.00	3.55
16	Rajendra Kumar Choudhary (HUF)	AAEHR7735R	13729000	12.99	13629000	99.27	12.89	0	0.00	0	0.00	12.99
17	Ravi Choudhary	AFRPC9855P	200000	0.19	200000	100.00	0.19	0	0.00	0	0.00	0.19
18	Suresh Kumar Choudhary (HUF)	AAQHS3288A	471470	0.45	471470	100.00	0.45	0	0.00	0	0.00	0.45
19	SureshKumar Choudhary	ABFPC5325G	5576830	5.28	5576830	100.00	5.28	0	0.00	0	0.00	5.28
20	Varshadevi Choudhary	AAVPC6720C	189000	0.18	0	0.00	0.00	0	0.00	0	0.00	0.18
Total			49465620	46.79	47203880	95.43	44.65	0	0.00	0	0.00	46.79



(I)(c)(i) **BIL ENERGY SYSTEMS LTD**

category "Public" and holding more than 1% of the total number of shares


Sr. No.	Name of the shareholder	Pan No.	Number of shares held	Shares as a percentage of total number of shares (i.e., Grand Total (A)+(B)+(C) indicated in Statement at para (I)(a) above)	Details of warrants		Details of convertible		Total shares (including underlying shares assuming full conversion of warrants and convertible securities) as a % of diluted share capital
					Number of warrants held	As a % total number of warrants of the same class	Number of convertible securities held	% w.r.t total number of convertible securities of the same class	
1	ASHADEEP MULTI TRAD	AAFCA6788F	1079907	1.021594	0	0.000000	0	0.000000	1.021594
2	YASH MANAGEMENT AN	AAACY0169K	1919310	1.815671	0	0.000000	0	0.000000	1.815671
3	NIKUNJ ALLOYS AND ST	AACCN2373A	3471421	3.283972	0	0.000000	0	0.000000	3.283972
4	ALKEN MANAGEMENT A	AABCA3850E	2280000	2.156885	0	0.000000	0	0.000000	2.156885
5	CLAIRANT TRADING PRI	AADCB3019L	2335364	2.209259	0	0.000000	0	0.000000	2.209259
6	KESHAV SECURITIES PV	AACCK2279A	2500000	2.365005	0	0.000000	0	0.000000	2.365005
7	ABHIVADAN PROPRTIE	AACCA9286D	2080534	1.96819	0	0.000000	0	0.000000	1.968190
8	SYNCOM FORMULATION	AAFCS6794R	1063000	1.0056	0	0.000000	0	0.000000	1.005600
9	NIRSHILP SECURITIES PV	AABCN4361M	3000430	2.838413	0	0.000000	0	0.000000	2.838413
10	GENERAL INSURANCE C	AAACG0615N	1748050	1.653659	0	0.000000	0	0.000000	1.653659
11	ANURAG GUPTA	AACPG8767A	1500000	1.419003	0	0.000000	0	0.000000	1.419003
12	CHANDRASHEKHAR NAT	AAAPT3199H	1900100	1.797499	0	0.000000	0	0.000000	1.797499
13	JAGDISHCHANDER RAM	AELPB2304M	1997920	1.890037	0	0.000000	0	0.000000	1.890037
14	VIJAY GIRJASHANKAR T	AABPT3167E	2775806	2.625919	0	0.000000	0	0.000000	2.625919
15	ARUNA AGRAWAL	ADJPA6470G	3250000	3.074507	0	0.000000	0	0.000000	3.074507
16	HARSHA H SHAH	ABHPS6795E	1250000	1.182503	0	0.000000	0	0.000000	1.182503
17	SHILPA R SHAH	AAQPS0181A	1250000	1.182503	0	0.000000	0	0.000000	1.182503
Total			35401842	33.490219	0	0.000000	0	0.000000	33.490219



(I)(c)(ii) BIL ENERGY SYSTEMS LTD

PAC) belonging to the category "Public" and holding more than 5% of the total number of shares of the company


Sr. No.	Name(s) of the shareholder(s) and the Persons Acting in Concert (PAC) with them	Pan No.	Number of shares	Shares as a percentage of total number of shares {i.e., Grand Total (A)+(B)+(C) indicated in Statement at para (I)(a) above}	Details of warrants		Details of convertible securities		Total shares (including underlying shares assuming full conversion of warrants and convertible securities) as a % of diluted share capital
					Number of warrants	As a % total number of warrants of the same class	Number of convertible securities held	% w.r.t total number of convertible securities of the same class	
1	NIL		0	0.000000	0	0.000000	0	0.000000	0.000000
Total			0	0.000000	0	0.000000	0	0.000000	0.000000



BIL ENERGY SYSTEMS LTD

(I)(d) Statement showing details of locked-in shares


Sr. No.	Name of the shareholder	Pan No.	Number of locked-in shares	Locked-in shares as a (%) percentage of total number of shares {i.e., Grand Total (A)+(B)+(C) indicated in Statement at para (I)(a) above}	Promoter / Promoter Group / Public
1	NIL		Nil	Nil	Public
Total			0	0	



BIL ENERGY SYSTEMS LTD

(II)(a) Statement showing details of Depository Receipts (DRs)

Sr. No.	Type of outstanding DR (ADRs, GDRs, SDRs, etc.)	Number of outstanding DRs	Number of shares underlying outstanding DRs	Shares underlying outstanding DRs as a percentage of total number of shares (i.e., Grand Total (A)+(B)+(C) indicated in Statement at para (I)(a) above}
1	NIL	Nil	Nil	Nil
Total		0	0	0



BIL ENERGY SYSTEMS LTD

(II)(b) Statement showing Holding of Depository Receipts (DRs), where underlying shares held by 'promoter/promoter group' are in excess of 1% of the total number of shares

Sr. No.	Name of the DR Holder	Type of outstanding DR (ADRs, GDRs, SDRs, etc.)	Number of shares underlying outstanding DRs	Shares underlying outstanding DRs as a percentage of total number of shares {i.e., Grand Total (A)+(B)+(C) indicated in Statement at para (I)(a) above}
1	NIL		Nil	Nil
Total		0	0	

