



Introductory sub-table (I)(a)

Name of the Company: BIL ENERGY SYSTEMS LIMITED			
Scrip Code, Name of the scrip, class of security:		533321	
Quarter ended:		31/12/2011	
Partly paid-up shares:-	No. of partly paid-up shares	As a % of total no. of partly paid-up shares	As a % of total no. of shares of the company
Held by promoter/promoter group	0	NIL	0
Held by public	0	NIL	0
Total - D	NIL	NIL	NIL
Outstanding convertible securities:-	No. of outstanding securities	As a % of total no. of outstanding convertible securities	As a % of total no. of shares of the company, assuming full conversion of the convertible securities
Held by promoter/promoter group	0	NIL	NIL
Held by public	0	NIL	NIL
Total - E	NIL	NIL	NIL
Warrants:-	No. of warrants	As a % of total no. of warrants	As a % of total no. of shares of the company, assuming full conversion of warrants
Held by promoter/promoter group	0	NIL	NIL
Held by public	0	NIL	NIL
Total - F	NIL	NIL	NIL
Total paid-up capital of the company, assuming full conversion of warrants and convertible securities	10570800		




Statement Showing Shareholding Pattern

Category code	Category of Shareholder	Number of Shareholders	Table (I)(a)				Total shareholding as a percentage of total number of shares		Shares Pledged or otherwise encumbered
			Total number of shares	Number of shares held in dematerialized form	As a percentage of (A+B) ¹	As a percentage of (A+B+C)	Number of shares	As a percentage	
(A)	Shareholding of Promoter and Promoter Group²								
I	Indian								
(a)	Individuals/ Hindu Undivided Family	16	3346677	3334077	31.66	31.66	1600000	47.81	
(b)	Central Government/ State Government(s)	0	0	0	0.00	0.00	0		
(c)	Bodies Corporate	2	1331933	1331933	12.60	12.60	0		
(d)	Financial Institutions/ Banks	0	0	0	0.00	0.00	0		
(e)	Any Others(Specify)	0	0	0	0.00	0.00	0		
(e-i)	Other Individuals	0	0	0	0.00	0.00	0		
(e-ii)	Mutual Fund	0	0	0	0.00	0.00	0		
(e-iii)	Body Corp in Concert	0	0	0	0.00	0.00	0		
(e-iv)	Non Government Institutions	0	0	0	0.00	0.00	0		
	Sub Total(A)(1)	18	4678610	4666010	44.26	44.26	1600000	34.20	
2	Foreign								
a	Individuals (Non-Residents Individuals/ Foreign Individuals)	0	0	0	0.00	0.00	0		
b	Bodies Corporate	0	0	0	0.00	0.00	0		
c	Institutions	0	0	0	0.00	0.00	0		
d	Any Others(Specify)	0	0	0	0.00	0.00	0		
	Sub Total(A)(2)	0	0	0	0.00	0.00	0		
	Total Shareholding of Promoter and Promoter Group (A)= (A)(1)+(A)(2)	18	4678610	4666010	44.26	44.26	1600000	34.20	
(B)	Public shareholding								
I	Institutions								
(a)	Mutual Funds/ UTI	0	0	0	0.00	0.00	0		
(b)	Financial Institutions / Banks	0	0	0	0.00	0.00	0		
(c)	Central Government/ State Government(s)	0	0	0	0.00	0.00	0		
(d)	Venture Capital Funds	0	0	0	0.00	0.00	0		
(e)	Insurance Companies	1	300326	300326	2.84	2.84	0		
(f)	Foreign Institutional Investors	0	0	0	0.00	0.00	0		
(g)	Foreign Venture Capital Investors	0	0	0	0.00	0.00	0		
(h)	Any Other (specify)	0	0	0	0.00	0.00	0		
	Sub-Total (B)(1)	1	300326	300326	2.84	2.84	0		




B 2	Non-institutions																		
(a)	Bodies Corporate	252	550485	549785	5.21	5.21													
(a-i)	Corporate Client Bene	0	0	0	0.00	0.00													
(a-ii)	Corporate client Margin	0	0	0	0.00	0.00													
(a-iii)	Corporate Body (Offer)	0	0	0	0.00	0.00													
(b)	Individuals				0.00	0.00													
I	Individuals -i. Individual shareholders holding nominal share capital up to Rs 1 lakh	5468	1345685	1299860	12.73	12.73													
II	Individual shareholders holding nominal share capital in excess of Rs. 1 lakh	85	3685672	3685672	34.87	34.87													
(c)	Any Other (specify)	0	.0	0	0.00	0.00													
(c-i)	NRI Individuals (Non Rep)	10	1555	1555	0.01	0.01													
(c-ii)	OCB	0	0	0	0.00	0.00													
(c-iii)	Foreign Bodies	0	0	0	0.00	0.00													
(c-iv)	NRI (Repatriation)	31	8467	8467	0.08	0.08													
	Sub-Total (B)(2)	5846	5591864	5545339	52.90	52.90													
(B)	Total Public Shareholding (B)= (B)(1)+(B)(2)	5847	5892190	5845665	55.74	55.74													
	TOTAL (A)+(B)	5865	10570800	10511675	100.00	100.00													
(C)	Shares held by Custodians and against which Depository Receipts have been issued																		
(1)	Promoter and Promoter Group	0	0	0	0.00	0.00													
(2)	Public	0	0	0	0.00	0.00													
	GRAND TOTAL (A)+(B)+(C)	5865	10570800	10511675	100	100												1600000	15.14




(1)(b) **BIL ENERGY SYSTEMS LIMITED**
category "Promoter and Promoter Group"

Sr.	Name of the shareholder	Details of Shares held		Encumbered shares (*)			Details of warrants		Details of convertible securities		Total shares (including underlying shares assuming full conversion of warrants and convertible securities) as a % of diluted share capital
		Number of shares held	As a % of grand total (A)+(B)+(C)	No.	As a percentage (VI)=(V)/(III)*100	As a % of grand total (A)+(B)+(C) of sub-clause (I)(a)	Number of warrants held	As a % total number of warrants of the same class	Number of convertible securities held	As a % total number of convertible securities of the same class	
No.	(II)	(III)	(IV)	(V)	(VI)	(VII)	(VIII)	(IX)	(X)	(XI)	(XII)
1	ABHISHEK NARESH CHOUDHARY	300	0.00	0	0.00	0.00	0	0.00	0	0.00	0.00
2	ANANDILAL CHOUDHARY	29800	0.28	0	0.00	0.00	0	0.00	0	0.00	0.28
3	ANANDILAL CHOUDHARY (HUF)	12600	0.12	0	0.00	0.00	0	0.00	0	0.00	0.12
4	BILPOWER LIMITED	471604	4.46	0	0.00	0.00	0	0.00	0	0.00	4.46
5	CHOUDHARY GLOBAL LTD	860329	8.14	0	0.00	0.00	0	0.00	0	0.00	8.14
6	HARSH CHOUDHARY	18600	0.18	0	0.00	0.00	0	0.00	0	0.00	0.18
7	MANJULATA CHOUDHARY	127000	1.20	0	0.00	0.00	0	0.00	0	0.00	1.20
8	N K CHOUDHARY HUF	557812	5.28	500000	89.64	4.73	0	0.00	0	0.00	5.28
9	NARESHKUMAR CHOUDHARY	125000	1.18	0	0.00	0.00	0	0.00	0	0.00	1.18
10	NIRMALADEVI CHOUDHARY	20000	0.19	0	0.00	0.00	0	0.00	0	0.00	0.19
11	POOJA CHOUDHARY	8800	0.08	0	0.00	0.00	0	0.00	0	0.00	0.08
12	PRABHADEVI CHOUDHARY	65383	0.62	0	0.00	0.00	0	0.00	0	0.00	0.62
13	RAJENDRAKUMAR CHOUDHARY	374752	3.55	0	0.00	0.00	0	0.00	0	0.00	3.55
14	RAJENDRAKUMAR CHOUDHARY HUF	1362900	12.89	1100000	80.71	10.41	0	0.00	0	0.00	12.89
15	RAVI CHOUDHARY	20000	0.19	0	0.00	0.00	0	0.00	0	0.00	0.19
16	SURESH KUMAR CHOUDHARY HUF	47147	0.45	0	0.00	0.00	0	0.00	0	0.00	0.45
17	SURESHKUMAR CHOUDHARY	557683	5.28	0	0.00	0.00	0	0.00	0	0.00	5.28
18	VARSHADEVI CHOUDHARY	18900	0.18	0	0.00	0.00	0	0.00	0	0.00	0.18
Total		4678610	44.26	1600000	34.20	15.14	0	0.00	0	0.00	44.26



(D)(c)(i) **BIL ENERGY SYSTEMS LIMITED**
category "Public" and holding more than 1% of the total number of shares


Sr. No.	Name of the shareholder	Number of shares held	Shares as a percentage of total number of shares {i.e., Grand Total (A)+(B)+(C) indicated in Statement at para (I)(a) above}	Details of warrants		Details of convertible securities		Total shares (including underlying shares assuming full conversion of warrants and convertible securities) as a % of diluted share capital
				Number of warrants held	As a % total number of warrants of the same class	Number of convertible securities held	% w.r.t total number of convertible securities of the same class	
1	ASHA DEEP MULTI TRADE PVT LTD	161919	1.53	0	0.00	0	0.00	1.53
2	GENERAL INSURANCE CORPORATION OF INDIA	300326	2.84	0	0.00	0	0.00	2.84
3	HARISH RADHESHYAM MAKHARIA	150000	1.42	0	0.00	0	0.00	1.42
4	JAGDISHCHANDER RAMKUMAR BANSAL	230000	2.18	0	0.00	0	0.00	2.18
5	JAGDISH CHANDER BANSAL HUF.	225000	2.13	0	0.00	0	0.00	2.13
6	RAJESH SHARMA	499626	4.73	0	0.00	0	0.00	4.73
7	VIDIP V JATIA	250000	2.37	0	0.00	0	0.00	2.37
8	PRATEEK JATIA	250000	2.37	0	0.00	0	0.00	2.37
Total		2066871	19.55	0	0.00	0	0.00	19.55



(D)(c)(ii) **BIL ENERGY SYSTEMS LIMITED**

PAC) belonging to the category "Public" and holding more than 5% of the total number of shares of the company


Sr. No.	Name(s) of the shareholder(s) and the Persons Acting in Concert (PAC) with them	Number of shares	Shares as a percentage of total number of shares {i.e., Grand Total (A)+(B)+(C) indicated in Statement at para (1)(a) above}	Details of warrants		Details of convertible securities		Total shares (including underlying shares assuming full conversion of warrants and convertible securities) as a % of diluted share capital
				Number of warrants	As a % total number of warrants of the same class	Number of convertible securities held	% w.r.t total number of convertible securities	
1	NIL	0	0.00	0	0.00	0	0.00	0.00
Total		0	0.00	0	0.00	0	0.00	0.00



BIL ENERGY SYSTEMS LIMITED

(1)(d) Statement showing details of locked-in shares


Sr. No.	Name of the shareholder	Category	Number of locked-in shares	Locked-in shares as a percentage of total number of shares {i.e., Grand Total (A)+(B)+(C) indicated in Statement at para (1)(a) above}
1	BILPOWER LIMITED	PROMOTER	70000	0.66
2	CHOUDHARY GLOBAL LTD	PROMOTER	791825	7.49
3	RAJENDRAKUMAR CHOUDHARY	PROMOTER	374752	3.55
4	MANJULATA CHOUDHARY	PROMOTER	127000	1.20
5	RAJENDRAKUMAR CHOUDHARY HUF	PROMOTER	262900	2.49
6	SURESHKUMAR CHOUDHARY	PROMOTER	557683	5.28
Total			2184160	20.66



BIL ENERGY SYSTEMS LIMITED

(II)(a) Statement showing details of Depository Receipts (DRs)

Sr. No.	Type of outstanding DR (ADRs, GDRs, SDRs, etc.)	Number of outstanding DRs	Number of shares underlying outstanding DRs	Shares underlying outstanding DRs as a percentage of total number of shares {i.e., Grand Total (A)+(B)+(C) indicated in Statement at para (I)(a) above}
1	NIL	Nil	Nil	Nil
Total		0	0	0



BIL ENERGY SYSTEMS LIMITED

(II)(b) Statement showing Holding of Depository Receipts (DRs), where underlying shares held by 'promoter/promoter group' are in excess of 1% of the total number of shares

Sr. No.	Name of the DR Holder	Type of outstanding DR (ADRs, GDRs, SDRs, etc.)	Number of shares underlying outstanding DRs	Shares underlying outstanding DRs as a percentage of total number of shares {i.e., Grand Total (A)+(B)+(C) indicated in Statement at para (I)(a) above}
1	NIL		Nil	Nil
Total			0	0

