


Statement showing Shareholding Pattern


BIL ENERGY SYSTEMS LIMITED

Name of the Company :
 Scrip Code : 533321
 BSE
 NSE
 BILENERGY
 Quarter Ended : 30/09/2011


	BSE	NSE	As a % of total no. of partly paid-up shares	As a % of total no. of shares of the company	Quarter Ended :
Partly paid-up shares:-					
Held by promoter/promoter group			0	0	
Held by public			0	0	
Total			NIL	NIL	
Outstanding convertible securities:-					
Held by promoter/promoter group			0	NIL	
Held by public			0	NIL	
Total			NIL	NIL	
Warrants:-					
Held by promoter/promoter group			0	NIL	
Held by public			0	NIL	
Total			NIL	NIL	
Total paid-up capital of the company assuming full conversion of warrants and convertible securities			10570800		



Category code	Category of Shareholder	Number of Shareholders	Total number of shares	Number of shares held in dematerialized form	Total shareholding as a percentage of total number of shares		Shares Pledged or otherwise encumbered
					As a percentage of (A+B) ¹	As a percentage of (A+B+C)	
(A)	Shareholding of Promoter and Promoter Group ²						
1	Indian		3346677	3334077	31.66	31.66	1600000
(a)	Individuals/ Hindu Undivided Family	16	0	0	0.00	0.00	0
(b)	Central Government/ State Government(s)	0	0	1260673	12.59	12.59	0
(c)	Bodies Corporate	9	1330673	0	0.00	0.00	0
(d)	Financial Institutions/ Banks	0	0	0	0.00	0.00	0
(e)	Any Others(Specify)	0	0	0	0.00	0.00	0
(e-i)	Other Individuals	0	0	0	0.00	0.00	0
(e-ii)	Mutual Fund	0	0	0	0.00	0.00	0
(e-iii)	Body Corp in Concert	0	0	0	0.00	0.00	0
(e-iv)	Non Government Institutions	0	0	0	0.00	0.00	0
	Sub Total(A)(1)	25	4677350	4594750	44.25	44.25	1600000
	Sub Total(A)(2)						
2	Foreign						
a	Individuals (Non-Residents Individuals/ Foreign Individuals)	0	0	0	0.00	0.00	0
b	Bodies Corporate	0	0	0	0.00	0.00	0
c	Institutions	0	0	0	0.00	0.00	0
d	Any Others(Specify)	0	0	0	0.00	0.00	0
	Sub Total(A)(2)	0	0	0	0.00	0.00	0
	Total Shareholding of Promoter and Promoter Group (A)= (A)(1)+(A)(2)	25	4677350	4594750	44.25	44.25	1600000
	Sub Total(B)(1)						
(B)	Public shareholding						
1	Institutions	0	0	0	0.00	0.00	0
(a)	Mutual Funds/ UTI	0	0	0	0.00	0.00	0
(b)	Financial Institutions / Banks	0	0	0	0.00	0.00	0
(c)	Central Government/ State Government(s)	0	0	0	0.00	0.00	0
(d)	Venture Capital Funds	1	300326	300326	2.84	2.84	0
(e)	Insurance Companies	0	0	0	0.00	0.00	0
(f)	Foreign Institutional Investors	0	0	0	0.00	0.00	0
(g)	Foreign Venture Capital Investors	0	0	0	0.00	0.00	0
(h)	Any Other (specify)	0	0	0	0.00	0.00	0
	Sub-Total (B)(1)	1	300326	300326	2.84	2.84	0
	Sub Total(B)(2)						
	Total Shareholding of Promoter and Promoter Group (B)= (B)(1)+(B)(2)	1	300326	300326	2.84	2.84	0
	Total Shareholding of Promoter and Promoter Group (A+B)= (A)+(B)	26	4977676	4895076	47.09	47.09	1600000




(a)	Bodies Corporate	280	585828	5.55	5.55
(a-i)	Corporate Client Bene	0	0	0.00	0.00
(a-ii)	Corporate client Margin	0	0	0.00	0.00
(a-iii)	Corporate Body (Offer)	0	0	0.00	0.00
(b)	Individuals			0.00	0.00
I	Individuals -i. Individual shareholders holding nominal share capital up to Rs 1 lakh	5661	1340299	12.68	12.68
II	ii. Individual shareholders holding nominal share capital in excess of Rs. 1 lakh				
(c)	Any Other (specify)	83	3656175	34.59	34.59
(c-i)	NRI Individuals (Non Rep)	0	0	0.00	0.00
(c-ii)	OCB	10	1555	0.01	0.01
(c-iii)	Foreign Bodies	0	0	0.00	0.00
(c-iv)	NRI (Repatriation)	0	0	0.00	0.00
		32	8567	0.08	0.08
	Sub-Total (B)(2)	6066	5593124	52.91	52.91
(B)	Total Public Shareholding (B)= (B)(1)+(B)(2)	6067	5893450	55.75	55.75
	TOTAL (A)+(B)	6092	10570800	100.00	100.00
(C)	Shares held by Custodians and against which Depository Receipts have been issued				
(1)	Promoter and Promoter Group	0	0	0.00	0.00
(2)	Public	0	0	0.00	0.00
	GRAND TOTAL (A)+(B)+(C)	6092	10570800	100	100
			10441675	1600000	15.14



(1)(b) Statement showing Shareholding of persons belonging to the category "Promoter and Promoter Group"

Sr. No.	Name of the shareholder	Total shares held		Shares pledged or otherwise encumbered	As a % of grand total (A)+(B)+(C) of sub-clause (I)(a)
		Number of shares	As a % of grand total (A)+(B)+(C)		
1	ABHISHEK NARESH CHOUDHARY	300	0.003	0	0.00
2	ANANDILAL CHOUDHARY	29800	0.282	0	0.00
3	ANANDILAL CHOUDHARY (HUF)	12600	0.119	0	0.00
4	BILPOWER LIMITED*	400344	3.787	0	0.00
5	BILPOWER LTD (NOMINEE- ABHISHEK CHOUDHARY)*	10000	0.095	0	0.00
6	BILPOWER LTD (NOMINEE- HARSH CHOUDHARY)*	10000	0.095	0	0.00
7	BILPOWER LTD (NOMINEE- NARESH K CHOUDHARY)*	10000	0.095	0	0.00
8	BILPOWER LTD (NOMINEE- PRABHA DEVI CHOUDHARY)*	10000	0.095	0	0.00
9	BILPOWER LTD (NOMINEE- RAJENDRA K CHOUDHARY)*	10000	0.095	0	0.00
10	BILPOWER LTD (NOMINEE- RAVI CHOUDHARY)*	10000	0.095	0	0.00
11	BILPOWER LTD (REPRESENTED BY SURESH K CHOUDHARY)*	10000	0.095	0	0.00
12	CHOUDHARY GLOBAL LTD	860329	8.139	0	0.00
13	HARSH CHOUDHARY	18600	0.176	0	0.00
14	MANJULATA CHOUDHARY	127000	1.201	0	0.00
15	N K CHOUDHARY HUF	557812	5.277	0	0.00
16	NARESHKUMAR CHOUDHARY	125000	1.183	500000	89.64
17	NIRMALADEVI CHOUDHARY	20000	0.189	0	0.00
18	POOJA CHOUDHARY	8800	0.083	0	0.00
19	PRABHADEVI CHOUDHARY	65383	0.619	0	0.00
20	RAJENDRAKUMAR CHOUDHARY	374752	3.545	0	0.00
21	RAJENDRAKUMAR CHOUDHARY HUF	1362900	12.893	1100000	80.71
22	RAVI CHOUDHARY	20000	0.189	0	0.00
23	SURESH KUMAR CHOUDHARY HUF	47147	0.446	0	0.00
24	SURESHKUMAR CHOUDHARY	557683	5.276	0	0.00
25	VARSHADEVI CHOUDHARY	18900	0.179	0	0.00
Total		4677350	44.248	1600000	34.21

*Note: Bilpower Limited had purchased 725 equity shares on 28.09.2011 from open market which was held by its Broker in its Account and was not credited to DP account till 30.09.2011. Hence, the said number of shares will fall short in Company's holding as on 30.09.2011.



BIL ENERGY SYSTEMS LIMITED

(I)(c) Statement showing Shareholding of persons belonging to the category "Public" and holding more than 1% of the total number of shares

Sr. No.	Name of the shareholder	Number of shares	Shares as a percentage of total number of shares {i.e., Grand Total (A)+(B)+(C) indicated in Statement at para (I)(a) above}
1	ASHA DEEP MULTI TRADE PRIVATE LIMITED	151646	1.434574
2	GENERAL INSURANCE CORPORATION OF INDIA	300326	2.841091
3	HARISH RADHESHYAM MAKHARIA	150000	1.419003
4	JAGDISHCHANDER RAMKUMAR BANSAL	230000	2.175805
5	JAGDISH CHANDER BANSAL HUF .	225000	2.128505
6	RAJESH SHARMA	499626	4.726473
7	VIDIP V JATIA	250000	2.365005
8	PRATEEK JATIA	250000	2.365005
Total		2056598	19.455461



BIL ENERGY SYSTEMS LIMITED
Statement showing details of locked-in shares

(D)(d)

Sr. No.	Name of the shareholder	Category	Number of locked-in shares	Locked-in shares as a percentage of total number of shares {i.e., Grand Total (A)+(B)+(C) indicated in Statement at para (D)(a) above}
1	CHOUHDARY GLOBAL LTD	PROMOTER	791825	7.490682
2	BILPOWER LTD (REPRESENTED BY SURESH K CHOUDHARY)	PROMOTER	10000	0.0946
3	BILPOWER LTD (NOMINEE- NARESH K CHOUDHARY)	PROMOTER	10000	0.0946
4	BILPOWER LTD (NOMINEE- RAJENDRA K CHOUDHARY)	PROMOTER	10000	0.0946
5	BILPOWER LTD (NOMINEE- RAVI CHOUDHARY)	PROMOTER	10000	0.0946
6	BILPOWER LTD (NOMINEE- ABHISHEK CHOUDHARY)	PROMOTER	10000	0.0946
7	BILPOWER LTD (NOMINEE- HARSH CHOUDHARY)	PROMOTER	10000	0.0946
8	BILPOWER LTD (NOMINEE- PRABHA DEVI CHOUDHARY)	PROMOTER	10000	0.0946
9	RAJENDRAKUMAR CHOUDHARY	PROMOTER	374752	3.545162
10	MANJULATA CHOUDHARY	PROMOTER	127000	1.201423
11	RAJENDRAKUMAR CHOUDHARY HUF	PROMOTER	262900	2.48704
12	SURESHKUMAR CHOUDHARY	PROMOTER	557683	5.275693
Total			2184160	20.6622



BIL ENERGY SYSTEMS LIMITED

(II)(a) Statement showing details of Depository Receipts (DRs)

Sr. No.	Type of outstanding DR (ADRs, GDRs, SDRs, etc.)	Number of outstanding DRs	Number of shares underlying outstanding DRs	Shares underlying outstanding DRs as a percentage of total number of shares {i.e., Grand Total (A)+(B)+(C) indicated in Statement at para (I)(a) above}
1	NIL			
Total			Nil	Nil
			0	0



BIL ENERGY SYSTEMS LIMITED

(II)(b) Statement showing Holding of Depository Receipts (DRs), where underlying shares held by 'promoter/promoter group' are in excess of 1% of the total number of shares

Sr. No.	Name of the DR Holder	Type of outstanding DR (ADRs, GDRs, SDRs, etc.)	Number of shares underlying outstanding DRs	Shares underlying outstanding DRs as a percentage of total number of shares {i.e., Grand Total (A)+(B)+(C) indicated in Statement at para (I)(a) above}
1	NIL		Nil	Nil
Total			0	0

