

Introductory sub-table (I)(a)

Name of the Company:	BIL ENERGY SYSTEMS LTD
Scrip Code, Name of the scrip, class of security:	533321
Quarter ended:	31/03/2015

Partly paid-up shares:-	No. of partly paid-up shares	As a % of total no. of partly paid-up shares	As a % of total no. of shares of the company
Held by promoter/promoter group	0	NIL	0
Held by public	0	NIL	0
Total - D	NIL	NIL	NIL

Outstanding convertible securities:-	No. of outstanding securities	As a % of total no. of outstanding convertible securities	As a % of total no. of shares of the company, assuming full conversion of the convertible securities
--------------------------------------	-------------------------------	---	--

Held by promoter/promoter group	0	NIL	NIL
Held by public	0	NIL	NIL
Total - E	NIL	NIL	NIL

Warrants:-	No. of warrants	As a % of total no. of warrants	As a % of total no. of shares of the company, assuming full conversion of warrants
------------	-----------------	---------------------------------	--


Held by promoter/promoter group	0	NIL	NIL
Held by public	0	NIL	NIL
Total - F	NIL	NIL	NIL

Total paid-up capital of the company, assuming full conversion of warrants and convertible securities	105708000
---	-----------



Statement Showing Shareholding Pattern

Category code	Category of Shareholder	Number of Shareholders	Table (I)(a)		Total shareholding as a percentage of total number of shares		Shares Pledged or otherwise encumbered	
			Total number of shares	Number of shares held in dematerialized form	As a percentage of(A+B) ¹	As a percentage of (A+B+C)	Number of shares	As a percentage
(A)	Shareholding of Promoter and Promoter Group²							
1	Indian							
(a)	Individuals/ Hindu Undivided Family	17	34039510	34039510	32.20	32.20	33277770	97.76
(b)	Central Government/ State Government(s)	0	0	0	0.00	0.00	0	
(c)	Bodies Corporate	2	13926110	13926110	13.17	13.17	13926110	100.00
(d)	Financial Institutions/ Banks	0	0	0	0.00	0.00	0	
(e)	Any Others(Specify)	0	0	0	0.00	0.00	0	
(e-i)	Other Individuals	0	0	0	0.00	0.00	0	
(e-ii)	Mutual Fund	0	0	0	0.00	0.00	0	
(e-iii)	Body Corp in Concert	0	0	0	0.00	0.00	0	
(e-iv)	Non Government Institutions	0	0	0	0.00	0.00	0	
	Sub Total(A)(1)	19	47965620	47965620	45.38	45.38	47203880	98.41
2	Foreign							
a	Individuals (Non-Residents Individuals/ Foreign Individuals)	0	0	0	0.00	0.00	0	
b	Bodies Corporate	0	0	0	0.00	0.00	0	
c	Institutions	0	0	0	0.00	0.00	0	
d	Any Others(Specify)	0	0	0	0.00	0.00	0	
	Sub Total(A)(2)	0	0	0	0.00	0.00	0	
	Total Shareholding of Promoter and Promoter Group (A)= (A)(1)+(A)(2)	19	47965620	47965620	45.38	45.38	47203880	98.41
(B)	Public shareholding							
1	Institutions							
(a)	Mutual Funds/ UTI	0	0	0	0.00	0.00		
(b)	Financial Institutions / Banks	0	0	0	0.00	0.00		
(c)	Central Government/ State Government(s)	0	0	0	0.00	0.00		
(d)	Venture Capital Funds	0	0	0	0.00	0.00		
(e)	Insurance Companies	1	1748050	1748050	1.65	1.65		
(f)	Foreign Institutional Investors	0	0	0	0.00	0.00		
(g)	Foreign Venture Capital Investors	0	0	0	0.00	0.00		
(h)	Any Other (specify)	0	0	0	0.00	0.00		
	Sub-Total (B)(1)	1	1748050	1748050	1.65	1.65		




B 2	Non-institutions							
(a)	Bodies Corporate	181	25482821	25477821	24.11	24.11		
(a-i)	Corporate Client Bene	0	0	0	0.00	0.00		
(a-ii)	Corporate client Margin	0	0	0	0.00	0.00		
(a-iii)	Corporate Body (Offer)	0	0	0	0.00	0.00		
(b)	Individuals				0.00	0.00		
I	Individuals -i. Individual shareholders holding nominal share capital up to Rs 1 lakh	4808	10104741	9679331	9.56	9.56		
II	ii. Individual shareholders holding nominal share capital in excess of Rs 1 lakh	27	20276276	20276276	19.18	19.18		
(c)	Any Other (specify)	0	0	0	0.00	0.00		
(c-i)	NRI Individuals (Non Rep)	7	9505	9505	0.01	0.01		
(c-ii)	OCB	0	0	0	0.00	0.00		
(c-iii)	Foreign Bodies	0	0	0	0.00	0.00		
(c-iv)	NRI (Repatriation)	27	120987	120987	0.11	0.11		
	Sub-Total (B)(2)	5050	55994330	55563920	52.97	52.97		
(B)	Total Public Shareholding (B)= (B)(1)+(B)(2)	5051	57742380	57311970	54.62	54.62		
	TOTAL (A)+(B)	5070	105708000	105277590	100.00	100.00		
(C)	Shares held by Custodians and against which Depository Receipts have been issued							
(1)	Promoter and Promoter Group	0	0	0		0.00		
(2)	Public	0	0	0		0.00		
	GRAND TOTAL (A)+(B)+(C)	5070	105708000	105277590		100	47203880	44.65



(I)(b) Statement showing holding of securities (including shares, warrants, convertible securities) of persons belonging to the category "Promoter and Promoter Group".

Sr. No	Name of the shareholder	Pan No.	Details of Shares held		Encumbered shares (*)			Details of warrants		Details of convertible		Total shares (including underlying shares assuming full conversion of warrants and convertible securities) as a % of diluted share capital
			Number of shares held	As a % of grand total (A)+(B)+(C)	No.	As a percentage	As a % of grand total (A)+(B)+(C) of sub-clause (I)(a)	Number of warrants held	As a % total number of warrants of the same class	Number of convertible securities held	As a % total number of convertible securities of the same class	
(i)	(ii)	(iii)	(iv)	(v)	(vi)	(vii)=(vi)/(i)	(viii)	(ix)	(x)	(xi)	(xii)	(xiii)
1	Abhishek Naresh Choudhary	AEAPC052IJ	3000	0.00	3000	100.00	0.00	0	0.00	0	0.00	0.00
2	Anandilal Choudhary	AAEPC4752F	298000	0.28	298000	100.00	0.28	0	0.00	0	0.00	0.28
3	Anandilal Choudhary (HUF)	AAIHA0360B	126000	0.12	126000	100.00	0.12	0	0.00	0	0.00	0.12
4	Bilpower Limited	AABCB1857G	5286770	5.00	5286770	100.00	5.00	0	0.00	0	0.00	5.00
5	Choudhary Global LTD	AAACB3270G	8639340	8.17	8639340	100.00	8.17	0	0.00	0	0.00	8.17
6	Harsh Choudhary	AHBPC7847F	186000	0.18	186000	100.00	0.18	0	0.00	0	0.00	0.18
7	Manjulata Choudhary	AABPC1243L	1671600	1.58	1270000	75.98	1.20	0	0.00	0	0.00	1.58
8	N K Choudhary (HUF)	AACHN4287L	5578120	5.28	5578120	100.00	5.28	0	0.00	0	0.00	5.28
9	Naresh Kumar Choudhary	AADPC1168N	1250000	1.18	1250000	100.00	1.18	0	0.00	0	0.00	1.18
10	Nirmaladevi Choudhary	AADPC1164A	200000	0.19	200000	100.00	0.19	0	0.00	0	0.00	0.19
11	Pooja Choudhary	AGLPC9219N	88000	0.08	88000	100.00	0.08	0	0.00	0	0.00	0.08
12	Prabhadevi Choudhary	AEWPC7497M	653830	0.62	653830	100.00	0.62	0	0.00	0	0.00	0.62
13	Rajendrakumar anandilal Choudhary	AABPC6898D	71000	0.07	0	0.00	0.00	0	0.00	0	0.00	0.07
14	RajendraKumar Choudhary	AABPC6898D	3747660	3.55	3747520	100.00	3.55	0	0.00	0	0.00	3.55
15	Rajendra Kumar Choudhary (HUF)	AAEHR7735R	13729000	12.99	13629000	99.27	12.89	0	0.00	0	0.00	12.99
16	Ravi Choudhary	AFRPC9855P	200000	0.19	200000	100.00	0.19	0	0.00	0	0.00	0.19
17	Suresh Kumar Choudhary (HUF)	AAQHS3288A	471470	0.45	471470	100.00	0.45	0	0.00	0	0.00	0.45
18	SureshKumar Choudhary	ABFPC5325G	5576830	5.28	5576830	100.00	5.28	0	0.00	0	0.00	5.28
19	Varshadevi Choudhary	AAVPC6720C	189000	0.18	0	0.00	0.00	0	0.00	0	0.00	0.18
Total			47965620	45.38	47203880	98.41	44.65	0	0.00	0	0.00	45.38



BIL ENERGY SYSTEMS LTD**(I)(c)(i) category "Public" and holding more than 1% of the total number of shares**


Sr. No.	Name of the shareholder	Pan No.	Number of shares held	Shares as a percentage of total number of shares {i.e., Grand Total (A)+(B)+(C) indicated in Statement at para (I)(a) above}	Details of warrants		Details of convertible		Total shares (including underlying shares assuming full conversion of warrants and convertible securities) as a % of diluted share capital
					Number of warrants held	As a % total number of warrants of the same	Number of convertible securities held	% w.r.t total number of convertible securities of the same class	
1	ASHADEEP MULTI TRADE PRIVATE LIMITED	AAFCA6788F	1079907	1.02	0	0.00	0	0.00	1.02
2	OMPRAKASH ENGINEERING PRIVATE LIMITED	AABCO1260G	1094882	1.04	0	0.00	0	0.00	1.04
3	YASH MANAGEMENT AND SATELLITE LIMITED	AAACY0169K	1919310	1.82	0	0.00	0	0.00	1.82
4	NIKUNJ ALLOYS AND STEEL PRIVATE LIMITED	AACCN2373A	3471421	3.28	0	0.00	0	0.00	3.28
5	ALKEN MANAGEMENT AND FINANCIAL SERVICES	AABCA3850E	2280000	2.16	0	0.00	0	0.00	2.16
6	CLAIRANT TRADING PRIVATE LIMITED	AADCB3019L	2368961	2.24	0	0.00	0	0.00	2.24
7	KESHAV SECURITIES PVT LTD	AACCK2279A	2500000	2.37	0	0.00	0	0.00	2.37
8	ABHIVADAN PROPERTIES PVT LTD	AACCA9286D	2080534	1.97	0	0.00	0	0.00	1.97
9	SYNCOM FORMULATION (INDIA) LTD	AAFCS6794R	1063000	1.01	0	0.00	0	0.00	1.01
10	NIRSHILP SECURITIES PVT. LTD.	AABCN4361M	3000430	2.84	0	0.00	0	0.00	2.84
11	GENERAL INSURANCE CORPORATION OF INDIA	AAACG0615N	1748050	1.65	0	0.00	0	0.00	1.65
12	ANURAG GUPTA	AACPG8767A	1500000	1.42	0	0.00	0	0.00	1.42
13	CHANDRASHEKHAR NATHALAL TRIVEDI	AAAPT3199H	1900100	1.80	0	0.00	0	0.00	1.80
14	JAGDISHCHANDER RAMKUMAR BANSAL	AELPB2304M	1997920	1.89	0	0.00	0	0.00	1.89
15	VIJAY GIRJASHANKAR TRIVEDI	AABPT3167E	2775806	2.63	0	0.00	0	0.00	2.63
16	ARUNA AGRAWAL	ADJPA6470G	3250000	3.07	0	0.00	0	0.00	3.07
17	HARSHA H SHAH	ABHPS6795E	1250000	1.18	0	0.00	0	0.00	1.18
18	SHILPA R SHAH	AAQPS0181A	1250000	1.18	0	0.00	0	0.00	1.18
Total			36530321	34.56	0	0.00	0	0.00	34.56



(D)(c)(ii) **BIL ENERGY SYSTEMS LTD**

PAC) belonging to the category "Public" and holding more than 5% of the total number of shares of the company

Sr. No.	Name(s) of the shareholder(s) and the Persons Acting in Concert (PAC) with them	Pan No.	Number of shares	Shares as a percentage of total number of shares {i.e., Grand Total (A)+(B)+(C) indicated in Statement at para (I)(a) above}	Details of warrants		Details of convertible securities		Total shares (including underlying shares assuming full conversion of warrants and convertible securities) as a % of diluted share capital
					Number of warrants	As a % total number of warrants of the same class	Number of convertible securities held	% w.r.t total number of convertible securities of the same class	
I	NIL		0	0.000000	0	0.000000	0	0.000000	0.000000
Total			0	0.000000	0	0.000000	0	0.000000	0.000000



BIL ENERGY SYSTEMS LTD**(I)(d) Statement showing details of locked-in shares**

Sr. No.	Name of the shareholder	Pan No.	Number of locked-in shares	Locked-in shares as a (%) percentage of total number of shares (i.e., Grand Total (A)+(B)+(C) indicated in Statement at para (I)(a) above)	Promoter / Promoter Group / Public
1	NIL		Nil	Nil	Public
Total			0	0	



BIL ENERGY SYSTEMS LTD**(II)(a) Statement showing details of Depository Receipts (DRs)**

Sr. No.	Type of outstanding DR (ADRs, GDRs, SDRs, etc.)	Number of outstanding DRs	Number of shares underlying outstanding DRs	Shares underlying outstanding DRs as a percentage of total number of shares (i.e., Grand Total (A)+(B)+(C) indicated in Statement at para (I)(a) above)
1	NIL	Nil	Nil	Nil
Total		0	0	0



BIL ENERGY SYSTEMS LTD

(II)(b) Statement showing Holding of Depository Receipts (DRs). where underlying shares held by 'promoter/promoter group' are in excess of 1% of the total number of shares

Sr. No.	Name of the DR Holder	Type of outstanding DR (ADRs, GDRs, SDRs, etc.)	Number of shares underlying outstanding DRs	Shares underlying outstanding DRs as a percentage of total number of shares (i.e., Grand Total (A)+(B)+(C) indicated in Statement at para (I)(a) above)
1	NIL		Nil	Nil
Total			0	0

