

## Introductory sub-table (I)(a)

Name of the Company:	BIL ENERGY SYSTEMS LIMITED
Scrip Code, Name of the scrip, class of security:	533321
Quarter ended:	30/09/2012

Partly paid-up shares:-	No. of partly paid-up shares	As a % of total no. of partly paid-up shares	As a % of total no. of shares of the company
Held by promoter/promoter group	0	NIL	0
Held by public	0	NIL	0
<b>Total - D</b>	<b>NIL</b>	<b>NIL</b>	<b>NIL</b>

Outstanding convertible securities:-	No. of outstanding securities	As a % of total no. of outstanding convertible securities	As a % of total no. of shares of the company, assuming full conversion of the convertible securities
--------------------------------------	-------------------------------	---	--

Held by promoter/promoter group	0	NIL	NIL
Held by public	0	NIL	NIL
<b>Total - E</b>	<b>NIL</b>	<b>NIL</b>	<b>NIL</b>

Warrants:-	No. of warrants	As a % of total no. of warrants	As a % of total no. of shares of the company, assuming full conversion of warrants
------------	-----------------	---------------------------------	--


Held by promoter/promoter group	0	NIL	NIL
Held by public	0	NIL	NIL
<b>Total - F</b>	<b>NIL</b>	<b>NIL</b>	<b>NIL</b>

Total paid-up capital of the company, assuming full conversion of warrants and convertible securities	10570800
---	----------



**Statement Showing Shareholding Pattern**

Category code	Category of Shareholder	Table (I)(a)					Total shareholding as a percentage of total number of shares		Shares Pledged or otherwise encumbered
		Number of Shareholders	Total number of shares	Number of shares held in dematerialized form	As a percentage of (A+B) <sup>1</sup>	As a percentage of (A+B+C)	Number of shares	As a percentage	
<b>(A)</b>	<b>Shareholding of Promoter and Promoter Group<sup>2</sup></b>								
<b>I</b>	<b>Indian</b>								
(a)	Individuals/ Hindu Undivided Family	16	3356677	3356677	31.75	31.75	1600000	47.67	
(b)	Central Government/ State Government(s)	0	0	0	0.00	0.00	0		
(c)	Bodies Corporate	2	1392608	1392608	13.17	13.17	65000	4.67	
(d)	Financial Institutions/ Banks	0	0	0	0.00	0.00	0		
(e)	Any Others(Specify)	0	0	0	0.00	0.00	0		
(e-i)	Other Individuals	0	0	0	0.00	0.00	0		
(e-ii)	Mutual Fund	0	0	0	0.00	0.00	0		
(e-iii)	Body Corp in Concert	0	0	0	0.00	0.00	0		
(e-iv)	Non Government Institutions	0	0	0	0.00	0.00	0		
	<b>Sub Total(A)(1)</b>	<b>18</b>	<b>4749285</b>	<b>4749285</b>	<b>44.93</b>	<b>44.93</b>	<b>1665000</b>	<b>35.06</b>	
<b>2</b>	<b>Foreign</b>								
a	Individuals (Non-Residents Individuals/ Foreign Individuals)	0	0	0	0.00	0.00	0		
b	Bodies Corporate	0	0	0	0.00	0.00	0		
c	Institutions	0	0	0	0.00	0.00	0		
d	Any Others(Specify)	0	0	0	0.00	0.00	0		
	<b>Sub Total(A)(2)</b>	<b>0</b>	<b>0</b>	<b>0</b>	<b>0.00</b>	<b>0.00</b>	<b>0</b>		
	<b>Total Shareholding of Promoter and Promoter Group (A)= (A)(1)+(A)(2)</b>	<b>18</b>	<b>4749285</b>	<b>4749285</b>	<b>44.93</b>	<b>44.93</b>	<b>1665000</b>	<b>35.06</b>	
<b>(B)</b>	<b>Public shareholding</b>								
<b>I</b>	<b>Institutions</b>								
(a)	Mutual Funds/ UFI	0	0	0	0.00	0.00	0		
(b)	Financial Institutions/ Banks	0	0	0	0.00	0.00	0		
(c)	Central Government/ State Government(s)	0	0	0	0.00	0.00	0		
(d)	Venture Capital Funds	0	0	0	0.00	0.00	0		
(e)	Insurance Companies	1	213829	213829	2.02	2.02	0		
(f)	Foreign Institutional Investors	0	0	0	0.00	0.00	0		
(g)	Foreign Venture Capital Investors	0	0	0	0.00	0.00	0		
(h)	Any Other (Specify)	0	0	0	0.00	0.00	0		
	<b>Sub-Total (B)(1)</b>	<b>1</b>	<b>213829</b>	<b>213829</b>	<b>2.02</b>	<b>2.02</b>	<b>0</b>	<b>0.00</b>	






(D)(b) BIL ENERGY SYSTEMS LIMITED  
category "Promoter and Promoter Group"


Sr.	Name of the shareholder	Details of Shares held		Encumbered shares (%)			Details of warrants		Details of convertible securities		Total shares (including underlying shares assuming full conversion of warrants and convertible securities) as a % of diluted share capital
		Number of shares held	As a % of grand total (A)+(B)+(C)	No.	As a percentage (VI) = (V)/(III)* 100	As a % of grand total (A)+(B)+(C) of sub-clause (I)(a)	Number of warrants held	As a % total number of warrants of the same class	Number of convertible securities held	As a % total number of convertible securities of the same class	
	(II)										(XII)
1	ABHISHEK NARESH CHOUDHARY	300	0.00	0	0.00	0.00	0	0.00	0	0.00	0.00
2	ANANDILAL CHOUDHARY	29800	0.28	0	0.00	0.00	0	0.00	0	0.00	0.28
3	ANANDILAL CHOUDHARY (HUF)	12600	0.12	0	0.00	0.00	0	0.00	0	0.00	0.12
4	BILPOWER LIMITED	528677	5.00	65000	12.29	0.61	0	0.00	0	0.00	5.00
5	CHOUDHARY GLOBAL LTD*	863931	8.17	0	0.00	0.00	0	0.00	0	0.00	8.17
6	HARSHI CHOUDHARY	18600	0.18	0	0.00	0.00	0	0.00	0	0.00	0.18
7	MANJULATA RAJENDRAKUMAR CHOUDHARY	127000	1.20	0	0.00	0.00	0	0.00	0	0.00	1.20
8	N K CHOUDHARY (HUF)	557812	5.28	500000	89.64	4.73	0	0.00	0	0.00	5.28
9	NARESH KUMAR CHOUDHARY	125000	1.18	0	0.00	0.00	0	0.00	0	0.00	1.18
10	NIRMALADEVI CHOUDHARY	20000	0.19	0	0.00	0.00	0	0.00	0	0.00	0.19
11	POOJA CHOUDHARY	8800	0.08	0	0.00	0.00	0	0.00	0	0.00	0.08
12	PRABHADEVI CHOUDHARY	65383	0.62	0	0.00	0.00	0	0.00	0	0.00	0.62
13	RAJENDRAKUMAR CHOUDHARY	374752	3.55	0	0.00	0.00	0	0.00	0	0.00	3.55
14	RAJENDRAKUMAR CHOUDHARY (HUF)	1372900	12.99	1100000	80.12	10.41	0	0.00	0	0.00	12.89
15	RAVI CHOUDHARY	20000	0.19	0	0.00	0.00	0	0.00	0	0.00	0.19
16	SURESH KUMAR CHOUDHARY (HUF)	47147	0.45	0	0.00	0.00	0	0.00	0	0.00	0.45
17	SURESHKUMAR CHOUDHARY	557683	5.28	0	0.00	0.00	0	0.00	0	0.00	5.28
18	VARSHADEVI CHOUDHARY	18900	0.18	0	0.00	0.00	0	0.00	0	0.00	0.18
<b>Total</b>		<b>4749285</b>	<b>44.93</b>	<b>1665000</b>	<b>35.06</b>	<b>15.75</b>	<b>0</b>	<b>0.00</b>	<b>0</b>	<b>0.00</b>	<b>44.93</b>

NOTE \* Choudhary Global Limited had purchased 3602 shares on 24.08.2012 from open market out of which 3 shares were not delivered in its DP Account till 30.09.2012. Hence, the holding of Choudhary Global Limited will fall short by 3 shares as on 30.09.2012.



(D)(c)(i) **BIL ENERGY SYSTEMS LIMITED**  
category "Public" and holding more than 1% of the total number of shares


Sr. No.	Name of the shareholder	Number of shares held	Shares as a percentage of total number of shares (i.e., Grand Total (A)+(B)+(C) indicated in Statement at para	Details of warrants		Details of convertible securities		Total shares (including underlying shares assuming full conversion of warrants and convertible securities) as a % of diluted share capital
				Number of warrants held	As a % total number of warrants of the same class	Number of convertible securities held	% w.r.t total number of convertible securities of the same class	
1	ASHADEEP MULTI TRADE PRIVATE LIMITED	216961	2.05	0	0.00	0	0.00	2.05
2	GENERAL INSURANCE CORPORATION OF INDIA	213829	2.02	0	0.00	0	0.00	2.02
3	JAGDISHCHANDER RAMKUMAR BANSAL	230000	2.18	0	0.00	0	0.00	2.18
4	JAGDISH CHANDER BANSAL HUF.	225000	2.13	0	0.00	0	0.00	2.13
5	VIJAY GIRJASHANKAR TRIVEDI	153393	1.45	0	0.00	0	0.00	1.45
6	RAJESH SHARMA	499626	4.73	0	0.00	0	0.00	4.73
7	VIJAYMOHAN RAGAVAN NAIR	117443	1.11	0	0.00	0	0.00	1.11
8	VIDIP V JATIA	250000	2.37	0	0.00	0	0.00	2.37
9	PRATEEK JATIA	250000	2.37	0	0.00	0	0.00	2.37
<b>Total</b>		<b>2156252</b>	<b>20.40</b>	<b>0</b>	<b>0.00</b>	<b>0</b>	<b>0.00</b>	<b>20.40</b>



(D)(c)(ii) BIL ENERGY SYSTEMS LIMITED

PAC) belonging to the category "Public" and holding more than 5% of the total number of shares of the company.


Sr. No.	Name(s) of the shareholder(s) and the Persons Acting in Concert (PAC) with them	Number of shares	Shares as a percentage of total number of shares {i.e., Grand Total (A)+(B)+(C) indicated in Statement at para (D)(a) above}	Details of warrants		Details of convertible securities		Total shares (including underlying shares assuming full conversion of warrants and convertible securities) as a % of diluted share capital
				Number of warrants	As a % total number of warrants of the same class	Number of convertible securities held	% w.r.t total number of convertible securities of the same class	
1	NIL	0	0.00	0.00	0	0	0.00	0.00
Total		0	0.00	0.00	0	0	0.00	0.00



**BIL ENERGY SYSTEMS LIMITED**

**(I)(d) Statement showing details of locked-in shares**

Sr. No.	Name of the shareholder	Category	Number of locked-in shares	Locked-in shares as a percentage of total number of shares {i.e., Grand Total (A)+(B)+(C) indicated in Statement at para (I)(a) above}
1	BILPOWER LIMITED	PROMOTER	70000	0.662202
2	CHOUDHARY GLOBAL LTD	PROMOTER	791825	7.490682
3	MANJULATA RAJENDRAKUMAR CHOUDHARY	PROMOTER	127000	1.20
4	RAJENDRAKUMAR CHOUDHARY	PROMOTER	374752	3.55
5	RAJENDRAKUMAR CHOUDHARY (HUF)	PROMOTER	262900	2.49
6	SURESHKUMAR CHOUDHARY	PROMOTER	557683	5.28
<b>Total</b>			<b>2184160</b>	<b>20.66</b>

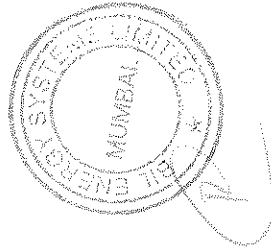


*Handwritten signature*

**BIL ENERGY SYSTEMS LIMITED**

**(II)(a) Statement showing details of Depository Receipts (DRs)**

Sr. No.	Type of outstanding DR (ADRs, GDRs, SDRs, etc.)	Number of outstanding DRs	Number of shares underlying outstanding DRs	Shares underlying outstanding DRs as a percentage of total number of shares {i.e., Grand Total (A)+(B)+(C) indicated in Statement at para (I)(a) above}
1	NIL	Nil	Nil	Nil
Total		0	0	0

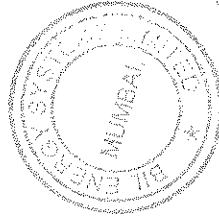




**BIL ENERGY SYSTEMS LIMITED**

(II)(b) Statement showing Holding of Depository Receipts (DRs), where underlying shares held by 'promoter/promoter group' are in excess of 1% of the total number of shares

Sr. No.	Name of the DR Holder	Type of outstanding DR (ADRs, GDRs, SDRs, etc.)	Number of shares underlying outstanding DRs	Shares underlying outstanding DRs as a percentage of total number of shares {i.e., Grand Total (A)+(B)+(C) indicated in Statement at para (D)(a) above}
1	NIL		Nil	Nil
<b>Total</b>			<b>0</b>	<b>0</b>



*R. V. Chavan*