


Introductory sub-table (I)(a)

Name of the Company:		BIL ENERGY SYSTEMS LTD	
Scrip Code, Name of the scrip, class of security:		533321	
Quarter ended:		30/09/2013	
Partly paid-up shares:-	No. of partly paid-up shares	As a % of total no. of partly paid-up shares	As a % of total no. of shares of the company
Held by promoter/promoter group	0	NIL	0
Held by public	0	NIL	0
<b>Total - D</b>	<b>NIL</b>	<b>NIL</b>	<b>NIL</b>
Outstanding convertible securities:-	No. of outstanding securities	As a % of total no. of outstanding convertible securities	As a % of total no. of shares of the company, assuming full conversion of the convertible securities
Held by promoter/promoter group	0	NIL	NIL
Held by public	0	NIL	NIL
<b>Total - E</b>	<b>NIL</b>	<b>NIL</b>	<b>NIL</b>
Warrants:-	No. of warrants	As a % of total no. of warrants	As a % of total no. of shares of the company, assuming full conversion of warrants
Held by promoter/promoter group	0	NIL	NIL
Held by public	0	NIL	NIL
<b>Total - F</b>	<b>NIL</b>	<b>NIL</b>	<b>NIL</b>
Total paid-up capital of the company, assuming full conversion of warrants and convertible securities	105708000		



For Bil Energy Systems Limited

*Rucloushany*  
Director

**Statement Showing Shareholding Pattern**

Category code	Category of Shareholder	Number of Shareholders	Table (I)(a)		Total shareholding as a percentage of total number of shares		Shares Pledged or otherwise encumbered	
			Total number of shares	Number of shares held in dematerialized form	As a percentage of (A+B) <sup>1</sup>	As a percentage of (A+B+C)	Number of shares	As a percentage
(A)	Shareholding of Promoter and Promoter Group <sup>2</sup>							
1	Indian							
(a)	Individuals/ Hindu Undivided Family	16	33566910	33566910	31.75	31.75	16484000	49.11
(b)	Central Government/ State Government(s)	0	0	0	0.00	0.00	0	
(c)	Bodies Corporate	2	13926110	13926110	13.17	13.17	1371090	9.85
(d)	Financial Institutions/ Banks	0	0	0	0.00	0.00	0	
(e)	Any Others(Specify)	0	0	0	0.00	0.00	0	
(e-i)	Other Individuals	0	0	0	0.00	0.00	0	
(e-ii)	Mutual Fund	0	0	0	0.00	0.00	0	
(e-iii)	Body Corp in Concert	0	0	0	0.00	0.00	0	
(e-iv)	Non Government Institutions	0	0	0	0.00	0.00	0	
	Sub Total(A)(1)	18	47493020	47493020	44.93	44.93	17855090	37.60
2	Foreign							
a	Individuals (Non-Residents Individuals/ Foreign Individuals)	0	0	0	0.00	0.00	0	
b	Bodies Corporate	0	0	0	0.00	0.00	0	
c	Institutions	0	0	0	0.00	0.00	0	
d	Any Others(Specify)	0	0	0	0.00	0.00	0	
	Sub Total(A)(2)	0	0	0	0.00	0.00	0	
	<b>Total Shareholding of Promoter and Promoter Group (A)= (A)(1)+(A)(2)</b>	<b>18</b>	<b>47493020</b>	<b>47493020</b>	<b>44.93</b>	<b>44.93</b>	<b>17855090</b>	<b>37.60</b>
(B)	Public shareholding							
1	Institutions							
(a)	Mutual Funds/ UTI	0	0	0	0.00	0.00		
(b)	Financial Institutions/ Banks	0	0	0	0.00	0.00		
(c)	Central Government/ State Government(s)	0	0	0	0.00	0.00		
(d)	Venture Capital Funds	0	0	0	0.00	0.00		
(e)	Insurance Companies	1	1748050	1748050	1.65	1.65		
(f)	Foreign Institutional Investors	0	0	0	0.00	0.00		
(g)	Foreign Venture Capital Investors	0	0	0	0.00	0.00		
(h)	Any Other (specify)	0	0	0	0.00	0.00		
	Sub-Total (B)(1)	1	1748050	1748050	1.65	1.65		



For Bil Energy Systems Limited

*Ru Chandhary*  
Director

B 2	Non-institutions							
(a)	Bodies Corporate	178	31090713	31085713	29.41	29.41		
(a-i)	Corporate Client Benz	0	0	0	0.00	0.00		
(a-ii)	Corporate client Margin	0	0	0	0.00	0.00		
(a-iii)	Corporate Body (Offer)	0	0	0	0.00	0.00		
(b)	Individuals				0.00	0.00		
I	Individuals -i. Individual shareholders holding nominal share capital up to Rs 1 lakh	4562	8819853	8389443	8.34	8.34		
II	ii. Individual shareholders holding nominal share capital in excess of Rs. 1 lakh	28	16477694	16477694	15.59	15.59		
(c)	Any Other (specify)	0	0	0	0.00	0.00		
(c-i)	NRI Individuals (Non Rep)	6	9500	9500	0.01	0.01		
(c-ii)	OCB	0	0	0	0.00	0.00		
(c-iii)	Foreign Bodies	0	0	0	0.00	0.00		
(c-iv)	NRI (Repatriation)	23	69170	69170	0.07	0.07		
	Sub-Total (B)(2)	4797	56466930	56031520	53.42	53.42		
(B)	Total Public Shareholding (B)= (B)(1)+(B)(2)	4798	58214980	57779570	55.07	55.07		
	TOTAL (A)+(B)	4816	105708000	105272590	100.00	100.00		
(C)	Shares held by Custodians and against which Depository Receipts have been issued							
(1)	Promoter and Promoter Group	0	0	0		0.00		
(2)	Public	0	0	0		0.00		
	GRAND TOTAL (A)+(B)+(C)	4816	105708000	105272590		100	17855090	16.89




For Bil Energy Systems Limited

*Ru Choudhary*  
Director

(I)(b) **BIL ENERGY SYSTEMS LTD**  
category "Promoter and Promoter Group"

Sr.	Name of the shareholder	Details of Shares held		Encumbered shares (*)			Details of warrants		Details of convertible securities		Total shares (including underlying shares assuming full conversion of warrants and convertible securities) as a % of diluted share capital
		Number of shares held	As a % of grand total (A)+(B)+(C)	No.	As a percentage	As a % of grand total (A)+(B)+(C) of sub-clause (I)(a)	Number of warrants held	As a % total number of warrants of the same class	Number of convertible securities held	As a % total number of convertible securities of the same class	
No.	(i)	(ii)	(iii)	(iv)	(v)	(vi)=(v)/(iii)*100	(vii)	(viii)	(ix)	(x)	(xi)
1	ABHISHEK NARESH CHOUDHARY	3000	0.00	0	0.00	0.00	0	0.00	0	0.00	0.00
2	ANANDILAL CHOUDHARY	298000	0.28	298000	100.00	0.28	0	0.00	0	0.00	0.28
3	ANANDILAL CHOUDHARY (HUF)	126000	0.12	0	0.00	0.00	0	0.00	0	0.00	0.12
4	BILPOWER LIMITED	5286770	5.00	650000	12.29	0.61	0	0.00	0	0.00	5.00
5	CHOUDHARY GLOBAL LTD	8639340	8.17	721090	8.35	0.68	0	0.00	0	0.00	8.17
6	HARSH CHOUDHARY	186000	0.18	186000	100.00	0.18	0	0.00	0	0.00	0.18
7	MANJULATA RAJENDRAKUMAR CHOUDHARY	1270000	1.20	0	0.00	0.00	0	0.00	0	0.00	1.20
8	N K CHOUDHARY (HUF)	5578120	5.28	5000000	89.64	4.73	0	0.00	0	0.00	5.28
9	NARESH KUMAR CHOUDHARY	1250000	1.18	0	0.00	0.00	0	0.00	0	0.00	1.18
10	NIRMALADEVI CHOUDHARY	200000	0.19	0	0.00	0.00	0	0.00	0	0.00	0.19
11	POOJA CHOUDHARY	88000	0.08	0	0.00	0.00	0	0.00	0	0.00	0.08
12	PRABHADEVI CHOUDHARY	653830	0.62	0	0.00	0.00	0	0.00	0	0.00	0.62
13	RAJENDRAKUMAR CHOUDHARY	3747660	3.55	0	0.00	0.00	0	0.00	0	0.00	3.55
14	RAJENDRAKUMAR CHOUDHARY (HUF)	13729000	12.99	11000000	80.71	10.41	0	0.00	0	0.00	12.99
15	RAVI CHOUDHARY	200000	0.19	0	0.00	0.00	0	0.00	0	0.00	0.19
16	SURESH KUMAR CHOUDHARY (HUF)	471470	0.45	0	0.00	0.00	0	0.00	0	0.00	0.45
17	SURESHKUMAR CHOUDHARY	5576830	5.28	0	0.00	0.00	0	0.00	0	0.00	5.28
18	VARSHADEVI CHOUDHARY	189000	0.18	0	0.00	0.00	0	0.00	0	0.00	0.18
Total		47493020	44.93	17855090	37.60	16.89	0	0.00	0	0.00	44.93

NOTE: Manjulata Choudhary had purchased total 40,160 shares of the Company on 26th, 27th and 31st December, 2012 from open market which is still lying in her DP Account till date. Hence, the said number of shares will fall short in its holding as on 30.09.2013




For Bil Energy Systems Limited

*Ra Choudhary*  
Director

(I)(c)(i) **BIL ENERGY SYSTEMS LTD**  
category "Public" and holding more than 1% of the total number of shares

Sr. No.	Name of the shareholder	Number of shares held	Shares as a percentage of total number of shares {i.e., Grand Total (A)+(B)+(C) indicated in Statement at para (I)(a) above}	Details of warrants		Details of convertible		Total shares (including underlying shares assuming full conversion of warrants and convertible securities) as a % of diluted share capital
				Number of warrants held	As a % total number of warrants of the same class	Number of convertible securities held	% w.r.t total number of convertible securities of the same class	
1	OMPRAKASH ENGINEERING PRIVATE LIMITED	3344452	3.16	0	0.00	0.00	0.00	3.16
2	ASHADEEP MULTI TRADE PRIVATE LIMITED	3996807	3.78	0	0.00	0.00	0.00	3.78
3	ANUGRAH STOCK & BROKING PVT LTD	1243692	1.18	0	0.00	0.00	0.00	1.18
4	CHOICE EQUITY BROKING PVT LTD	6280000	5.94	0	0.00	0.00	0.00	5.94
5	NIKUNJ ALLOYS AND STEEL PRIVATE LIMITED	2826421	2.67	0	0.00	0.00	0.00	2.67
6	KESHAV SECURITIES PVT LTD	2500000	2.37	0	0.00	0.00	0.00	2.37
7	ABHIVADAN PROPERTIES PVT LTD	1942234	1.84	0	0.00	0.00	0.00	1.84
8	SYNCOM FORMULATION (INDIA) LTD	1063000	1.01	0	0.00	0.00	0.00	1.01
9	NIRSHILP SECURITIES PVT. LTD.	2500430	2.37	0	0.00	0.00	0.00	2.37
10	GENERAL INSURANCE CORPORATION OF INDIA	1748050	1.65	0	0.00	0.00	0.00	1.65
11	CHANDRASHEKHAR NATHALAL TRIVEDI	1669123	1.58	0	0.00	0.00	0.00	1.58
12	VIJAY GIRJASHANKAR TRIVEDI	3688091	3.49	0	0.00	0.00	0.00	3.49
13	VIJAYMOHAN RAGAVAN NAIR	2245350	2.12	0	0.00	0.00	0.00	2.12
14	ARUNA AGRAWAL	2500000	2.37	0	0.00	0.00	0.00	2.37
<b>Total</b>		<b>37547650</b>	<b>35.52</b>	<b>0</b>	<b>0.00</b>	<b>0.00</b>	<b>0.00</b>	<b>35.52</b>




Bil Energy Systems Limited

*R. Choudhary*  
Director

(I)(c)(ii) **BIL ENERGY SYSTEMS LTD**

PAC) belonging to the category "Public" and holding more than 5% of the total number of shares of the company

Sr. No.	Name(s) of the shareholder(s) and the Persons Acting in Concert (PAC) with them	Number of shares	Shares as a percentage of total number of shares {i.e., Grand Total (A)+(B)+(C) indicated in Statement at para (I)(a) above}	Details of warrants		Details of convertible securities		Total shares (including underlying shares assuming full conversion of warrants and convertible securities) as a % of diluted share capital
				Number of warrants	As a % total number of warrants of the same class	Number of convertible securities held	% w.r.t total number of convertible securities of the same class	
1	CHOICE EQUITY BROKIN	6280000	5.940894	0	0.000000	0	0.000000	5.940894
<b>Total</b>		<b>6280000</b>	<b>5.940894</b>	<b>0</b>	<b>0.000000</b>	<b>0</b>	<b>0.000000</b>	<b>5.940894</b>



For Bil Energy Systems Limited

*R. Choudhary*  
Director



**BIL ENERGY SYSTEMS LTD**

**(1D)(a) Statement showing details of Depository Receipts (DRs)**

Sr. No.	Type of outstanding DR (ADRs, GDRs, SDRs, etc.)	Number of outstanding DRs	Number of shares underlying outstanding DRs	Shares underlying outstanding DRs as a percentage of total number of shares {i.e., Grand Total (A)+(B)+(C) indicated in Statement at para (D)(a) above}
I	NIL	Nil	Nil	Nil
Total		0	0	0



*Ruclashang*



**BIL ENERGY SYSTEMS LTD**

(II)(b) Statement showing Holding of Depository Receipts (DRs), where underlying shares held by 'promoter/promoter group' are in excess of 1% of the total number of shares

Sr. No.	Name of the DR Holder	Type of outstanding DR (ADRs, GDRs, SDRs, etc.)	Number of shares underlying outstanding DRs	Shares underlying outstanding DRs as a percentage of total number of shares {i.e., Grand Total (A)+(B)+(C) indicated in Statement at para (I)(a) above}
1	NIL		Nil	Nil
Total			0	0



FOR Bil Energy Systems Limited

*R V Chandrashekar*  
Director